

# Zirconia Block

## Instructions for Use

Version: 07  
Issuance Date: Aug. 23, 2023

The product is cast by cold isostatic pressing and pre-sintering process with  $ZrO_2$  as the main composition, used for making the crowns, bridges (AT,  $GM \leq 3$  units), inlays and veneers of the fixed partial denture.

### 1. Product Information

Type: Type II

### 2. Technical Parameters

Number	Model	Coefficient of Thermal Expansion(CTE)(25-500 °C)
1	HT	$10.5 \times 10^{-6} K^{-1}$
2	AT	$10.0 \times 10^{-6} K^{-1}$
3	HS	$10.5 \times 10^{-6} K^{-1}$
4	MHT	$10.5 \times 10^{-6} K^{-1}$
5	HT PLUS	$10.5 \times 10^{-6} K^{-1}$
6	GM	$10.2 \times 10^{-6} K^{-1}$
7	MM-4D	$10.5 \times 10^{-6} K^{-1}$

### 3. Operation

Place the Zirconia Block in CAD/CAM machine by following the machine manufacturer's instructions.

When milling is completed, remove block from CAD/CAM machine. Detach framework from the zirconia block with a diamond bur. Clean the framework (Only white shade zirconia block needs to be colored. Pre-shaded zirconia block doesn't need coloring). Dry the framework fully and then place the framework with a sintering tray into the oven to sinter.

Program the furnace according to the instruction manual and follow the sintering chart.

Do not remove sintered framework until it completely cools down. Examine wall thickness, margin fit and seat fit of the sintered framework. If necessary, make minor adjustments with a water-cooling diamond tool.

Wall thickness should be no less than 0.7mm and connectors no thinner than  $9mm^2$ .

Rinse sintered framework with water and dry completely. The framework is now ready for veneering.

### 4. Side effects

In individual cases, contact allergies may occur. According to today's standard of knowledge, systemic side effects are not known.

### 5. Contraindications

Insufficient oral conditions.

Known allergies.

Known incompatibilities to product composition.

### 6. Shelf life

10 years.

### 7. Storage

Store blocks at room temperature. For storage, please put it in a clean and dry room. In transportation, moving and storage, please avoid violent extrusion, vibration and hard collision.

### 8. Warnings

The product is a dedicated ceramic material for dentistry and shall be placed out of the reach of children. Do not inhale dust. Do not get dust into eyes or have prolonged contact directly with the skin. Personal Protective Equipment (PPE) such as gloves, masks, and lab coats are recommended in order to avoid possible contact and irritation to skin or eyes during processing.


No toxic side effect and no radiation. Silicosis may be incurred when mass dust is inhaled.


Notification of any serious incident that has occurred in relation to the device should be reported to the manufacturer and the competent authority in your country.

### 9. Symbols


 --Batch code

 --Consult instructions for use

 --Manufacturer

 --Unique device identifier

 --Keep dry

 --Country of manufacture


 --Recycling


 --Medical device


 --Caution

 --Authorized representative in the European Community

 --Use-by date

 --Caution: U.S.Federal Law restricts this device to sale by or on the order of a dentist or professionals.

 Shandong Huge Dental Material Corporation  
No.68 Shanhai Road, Donggang District, Rizhao City, Shandong Province, 276800, P.R. China  
Tel: +86 633 2277268  
www.hugedental.com marketing@hugedental.com

 MedNet EC-REP GmbH  
Borkstrasse 10, 48163 Muenster, Germany

 1639